

STOCK  PROGRAM**Quick Ship****INDUSTRY'S LARGEST
QUICK-SHIP PROGRAM**

THE FASTEST SHIPPING IN THE INDUSTRY...

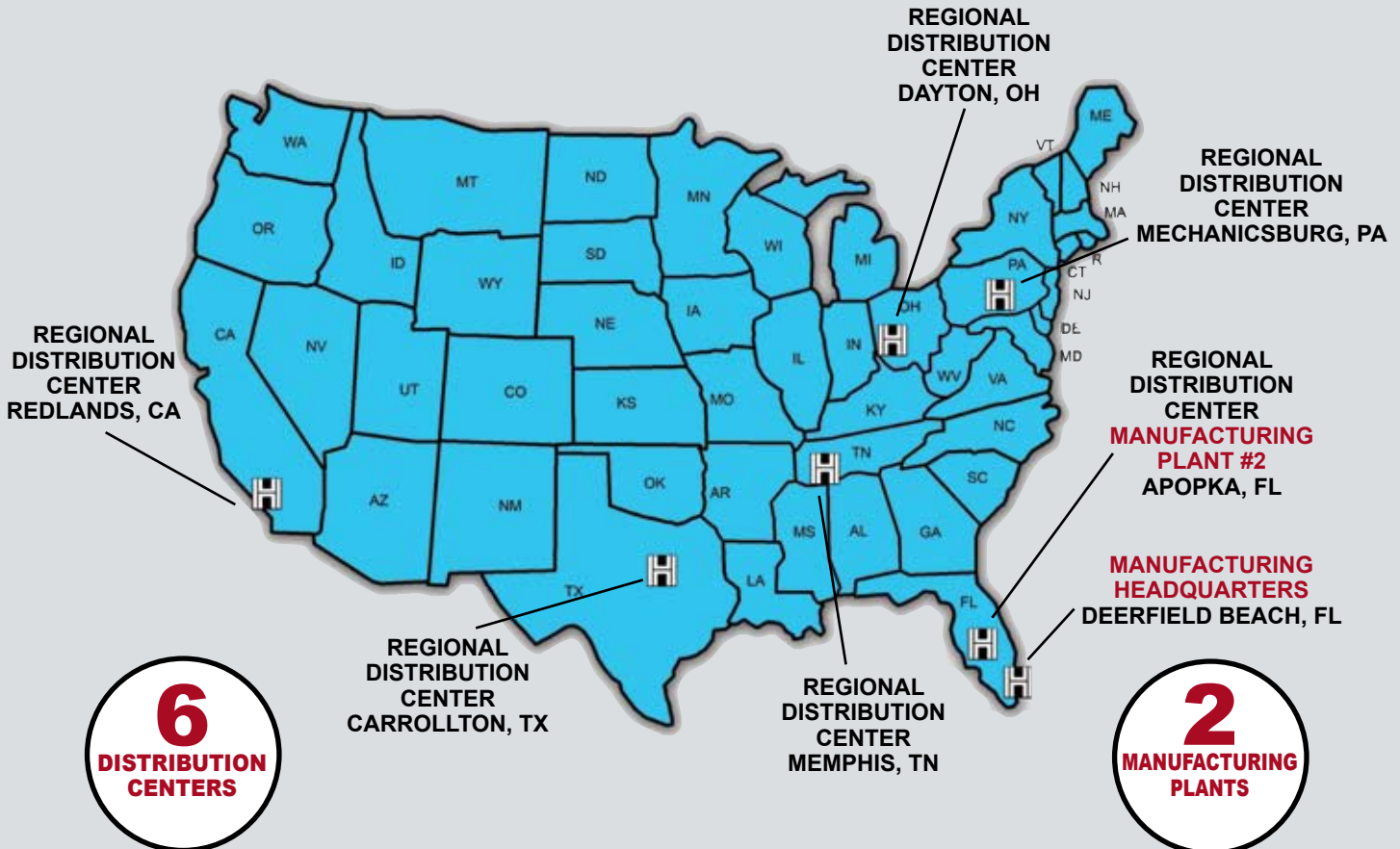
For More Information: 866-333-0728

Our National QUICK-SHIP Program is the largest of it's kind in the material handling industry.

Our six distribution centers are strategically located to allow for localized distribution. All Hallowell distribution centers are company owned and operated to insure your orders are properly prioritized and that all operations are per our company philosophy.

Our unparalleled array of products and services assures that your order will ship fast and secure while saving you time and money on shipping costs. Logistics, service and product offering is what positions Hallowell at the forefront of the industry.

- ✓ **QUICK-SHIP Shelving** is available in a variety of sizes, styles and color options. with shelf capacities up to 1,250 pounds, you can be sure our shelving will outperform all competitors. Choose from traditional, rivet type or our unique pass thru models which allow true four-sided access. Hallowell stocks a shelving system to meet your specific storage requirements.
- ✓ **QUICK-SHIP Cabinets** Cabinets are engineered above industry standards. With multiple colors, styles, sizes and accessories, we are confident we can be your one-stop cabinet supplier. Specialty cabinets offering corrosion resistance, antimicrobial properties or textured finish help you to offer your customer products targeted specifically to their needs.
- ✓ **QUICK-SHIP Workbenches** Workbenches Our new Ft. Knox Modular utility Storage System combines shelving, cabinets, workbenches and lockers to create a functional, durable and customizable work center. Our unique textured two-tone powder coat process provides an attractive durable protective finish.
- ✓ **QUICK-SHIP Lockers** Lockers are available in 25 different styles comprised of more than 1,200 SKUs which allows you the benefit of selecting a locker to meet your specific storage needs. A complete line of locker accessories is available from stock to help you complete your locker system. Order your lockers to ship fully-assembled to take full advantage of our expertise. Your lockers will be packaged above industry standards to insure a safe arrival.

**All Products
In-Stock**

Custom Equipment Company
Tom McGovern, 866-333-0728
Sales: tom@custommhs.com
www.custommhs.com

STOCK → PROGRAM

Quick Ship

THE FASTEST SHIPPING IN THE INDUSTRY...



**FOR REALLY TOUGH
INDUSTRIAL
APPLICATIONS**

For More Information: 866-333-0728

DURATOUGH™

Classic and Galvanite™ Series All-Welded Cabinets

Classic Series cabinets are fabricated from prime grade cold rolled sheet steel.

Galvanite Series cabinets are fabricated from galvanized sheet steel which has a zinc-iron alloy coating that is applied at the mill providing protection against high-humidity and moist environments. This coating also prevents corrosion from spreading when the paint and/or coating is scratched away.

Heavy-Duty cabinets are fabricated from 16 gauge sheet steel and are fully-welded creating a rigid, durable unit.

Extra Heavy-Duty cabinets are fabricated from 14 gauge steel which is 25% thicker than 16 gauge providing MAXIMUM durability.

Safety-View® Series cabinets incorporate polycarbonate panels in both doors of our extra heavy-duty Classic Series cabinets allowing contents to be visible without compromising security.

Ventilated Series cabinets are fabricated to the same rugged standards as our extra heavy-duty Classic Series cabinets with the added benefit of being fully ventilated with diamond perforated doors and sides and a 13 gauge flattened expanded metal back.



Combination Cabinet



Storage Cabinet



Safety-View Cabinet



Ventilated Cabinet



CLASSIC & GAVANITE SERIES Steel Cabinets

Hallowell

DURATOUGH™ ALL-WELDED CABINETS



CORROSION RESISTANT

DuraTough™ Classic Series

Catalog Number	Type	Width (In)	Depth (In)	Height (In)	No. of Shelves
HEAVY-DUTY-16 GAUGE					
HW6SC6142-2CL	Storage	36	21	42	2
HW6SC6160-3CL	Storage	36	21	60	3
HW6SC6178-4CL	Storage	36	21	78	4
HW6SC6478-4CL	Storage	36	24	78	4
HW6SC8460-3CL	Storage	48	24	60	3
HW6SC8478-4CL	Storage	48	24	78	4
HW6SC0478-4CL	Storage	60	24	78	4
HW6CC6478-4CL	Combination	36	24	78	4
HW6CC8478-4CL	Combination	48	24	78	4
HW6CC0478-4CL	Combination	60	24	78	4
ADDITIONAL SHELVES, HEAVY-DUTY-16 GAUGE					
HW6SCS61CL	Shelf	36	21	----	1
HW6SCS64CL	Shelf	36	24	----	1
HW6SCS84CL	Shelf	48	24	----	1
EXTRA HEAVY-DUTY-14 GAUGE					
HW4SC6142-2CL	Storage	36	21	42	2
HW4SC6160-3CL	Storage	36	21	60	3
HW4SC6178-4CL	Storage	36	21	78	4
HW4SC6478-4CL	Storage	36	24	78	4
HW4SC8460-3CL	Storage	48	24	60	3
HW4SC8478-4CL	Storage	48	24	78	4
HW4SC0478-4CL	Storage	60	24	78	4
HW4CC6478-4CL	Combination	36	24	78	4
HW4CC8478-4CL	Combination	48	24	78	4
HW4CC0478-4CL	Combination	60	24	78	4
ADDITIONAL SHELVES, EXTRA HEAVY-DUTY-14 GAUGE					
HW4SCS61CL	Shelf	36	21	----	1
HW4SCS64CL	Shelf	36	24	----	1
HW4SCS84CL	Shelf	48	24	----	1

DuraTough™ Galvanite Series

Catalog Number	Type	Width (In)	Depth (In)	Height (In)	No. of Shelves
HEAVY-DUTY-16 GAUGE					
HWG6SC6142-2CL	Storage	36	21	42	2
HWG6SC6160-3CL	Storage	36	21	60	3
HWG6SC6178-4CL	Storage	36	21	78	4
HWG6SC6478-4CL	Storage	36	24	78	4
HWG6SC8460-3CL	Storage	48	24	60	3
HWG6SC8478-4CL	Storage	48	24	78	4
HWG6SC0478-4CL	Storage	60	24	78	4
HWG6CC6478-4CL	Combination	36	24	78	4
HWG6CC8478-4CL	Combination	48	24	78	4
HWG6CC0478-4CL	Combination	60	24	78	4
ADDITIONAL SHELVES, HEAVY-DUTY-16 GAUGE					
HWG6SCS61CL	Shelf	36	21	----	1
HWG6SCS64CL	Shelf	36	24	----	1
HWG6SCS84CL	Shelf	48	24	----	1
EXTRA HEAVY-DUTY-14 GAUGE					
HWG4SC6142-2CL	Storage	36	21	42	2
HWG4SC6160-3CL	Storage	36	21	60	3
HWG4SC6178-4CL	Storage	36	21	78	4
HWG4SC6478-4CL	Storage	36	24	78	4
HWG4SC8460-3CL	Storage	48	24	60	3
HWG4SC8478-4CL	Storage	48	24	78	4
HWG4SC0478-4CL	Storage	60	24	78	4
HWG4CC6478-4CL	Combination	36	24	78	4
HWG4CC8478-4CL	Combination	48	24	78	4
HWG4CC0478-4CL	Combination	60	24	78	4
ADDITIONAL SHELVES, EXTRA HEAVY-DUTY-14 GAUGE					
HWG4SCS61CL	Shelf	36	21	----	1
HWG4SCS64CL	Shelf	36	24	----	1
HWG4SCS84CL	Shelf	48	24	----	1

DuraTough™ Safety-View®

Catalog Number	Type	Width (In)	Depth (In)	Height (In)	No. of Shelves
HW4SVSC6478-4CL	Storage	36	24	78	4
HW4SVSC8478-4CL	Storage	48	24	78	4

DuraTough™ Ventilated

Catalog Number	Type	Width (In)	Depth (In)	Height (In)	No. of Shelves
HW4VSC6478-4CL	Storage	36	24	78	4
HW4VSC8478-4CL	Storage	48	24	78	4

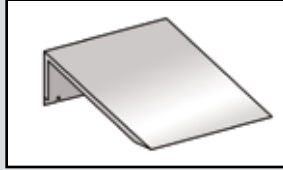
5 DAY SHIPPING ON ALL IN-STOCK PRODUCTS

43

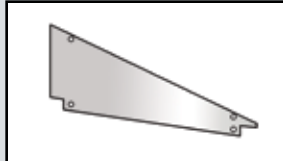
For More Information: 866-333-0728

COMPLETE SELECTION OF LOCKER ACCESSORIES

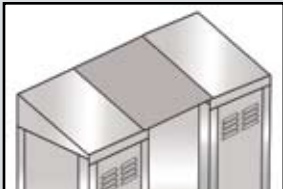
THE FASTEST SHIPPING IN THE INDUSTRY...



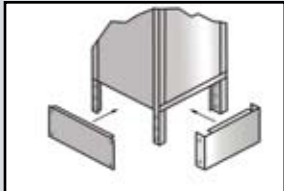
INDIVIDUAL SLOPE TOPS



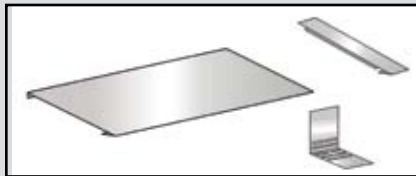
END CLOSURES FOR INDIVIDUAL SLOPE TOPS



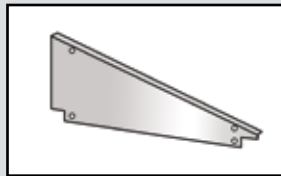
SLOPE TOP FILLER




CLOSED FRONT AND SIDE BASE



CONTINUOUS SLOPE TOP



END CLOSURES FOR CONTINUOUS SLOPE TOPS



SLOPE TOP CORNER

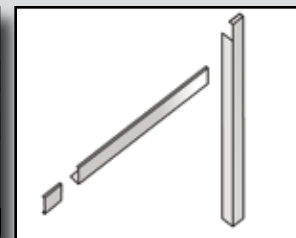
Width	Depth	Height	Cat. No.	Color Selection
INDIVIDUAL SLOPE TOPS				
12	12	4	KISTT1212	PT, HG, MB, GM, MN
12	15	5	KISTT1215	PT, HG, MB, GM, MN
12	18	6	KISTT1218	PT, HG, MB, GM, MN
15	15	5	KISTT1515	PT, HG
15	18	6	KISTT1518	PT, HG
15	21	7	KISTT1521	PT
18	18	6	KISTT1818	PT, HG
18	21	7	KISTT1821	PT, HG
18	24	8	KISTT1824	PT
END CLOSURES (FOR INDIVIDUAL SLOPE TOPS)				
	12	4	KISE12	PT, HG, MB, GM, MN
	15	5	KISE15	PT, HG, MB, GM, MN
	18	6	KISE18	PT, HG, MB, GM, MN
	21	7	KISE21	PT, HG
	24	8	KISE24	PT
SLOPE TOP FILLER (FOR INDIVIDUAL SLOPE TOPS)				
6	12	4	KSTF0612	PT, HG, MB, GM, MN
6	15	5	KSTF0615	PT, HG, MB, GM, MN
6	18	6	KSTF0618	PT, HG, MB, GM, MN
12	12	4	KSTF1212	PT, HG, MB, GM, MN
12	15	5	KSTF1215	PT, HG, MB, GM, MN
12	18	6	KSTF1218	PT, HG, MB, GM, MN
CONTINUOUS SLOPE TOP				
72	12	4	CST1272	PT, HG, MB, GM, MN
72	15	5	CST1572	PT, HG, MB, GM, MN
72	18	6	CST1872	PT, HG, MB, GM, MN
END CLOSURES (FOR CONTINUOUS SLOPE TOP)				
	12	4	WCSE12	PT, HG, MB, GM, MN
	15	5	WCSE15	PT, HG, MB, GM, MN
	18	6	WCSE18	PT, HG, MB, GM, MN
SLOPE TOP CORNER				
	12	12	STC12	PT, HG, MB, GM, MN
	15	15	STC15	PT, HG, MB, GM, MN
	18	18	STC18	PT, HG, MB, GM, MN
CLOSED FRONT BASE				
12		6	KCFB12	PT, HG, MB, GM, MN
15		6	KCFB15	PT, HG
18		6	KCFB18	PT, HG
CLOSED SIDE BASE				
12		6	KCSB12	PT, HG, MB, GM, MN
15		6	KCSB15	PT, HG, MB, GM, MN
18		6	KCSB18	PT, HG, MB, GM, MN
21		6	KCSB21	PT, HG
24		6	KCSB24	PT

COMPLETE SELECTION OF LOCKER ACCESSORIES

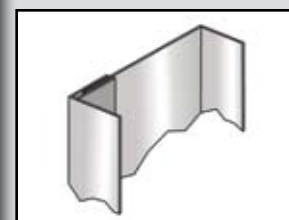
Hallowell®

LOCKER ACCESSORIES

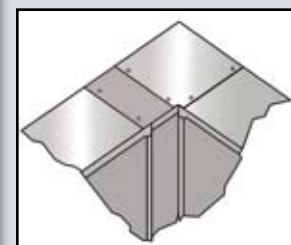
Width	Depth	Height	Cat. No.	Color Selection
Z-BASE FRONTS				
72		4	KZBF-N	PT, HG, MB, GM, MN
Z-BASE ENDS				
	12	4	KZBE12-N	PT, HG, MB, GM, MN
	15	4	KZBE15-N	PT, HG, MB, GM, MN
	18	4	KZBE18-N	PT, HG, MB, GM, MN
Z-BASE SPLICE				
3			KZBS-N	PT
TOP RECESSED TRIM				
72		3	KRT-T	PT, HG, MB, GM, MN
TOP RECESSED TRIM SPLICE				
3		3	KRT-SC	PT, HG, MB, GM, MN
SIDE RECESS TRIM				
3		63	KRT60L	PT
3		63	KRT60R	PT
3		75	KRT72L	PT, HG, MB, GM, MN
3		75	KRT72R	PT, HG, MB, GM, MN
COAT RODS				
12			KCR12	Plated
15			KCR15	Plated
18			KCR18	Plated
21			KCR21	Plated
24			KCR24	Plated
7.5 (For Duplex and Two-Person only)			KCR15L	Plated
7.5 (For Duplex and Two-Person only)			KCR15R	Plated
FRONT FILLERS				
6		66	KFSF0666	PT
12		66	KFSF1266	PT
6		78	KFSF0678	PT, HG, MB, GM, MN
12		78	KFSF1278	PT, HG, MB, GM, MN
FILLER SLIP JOINTS				
		66	KG66	PT
		78	KG78	PT, HG, MB, GM, MN
UNIVERSAL ANGLE				
1	2	72	AF010272	PT
FLAT TOP FILLERS				
6	12		KFTF0612	PT, HG, MB, GM, MN
6	15		KFTF0615	PT, HG, MB, GM, MN
6	18		KFTF0618	PT, HG, MB, GM, MN
12	12		KFTF1212	PT, HG, MB, GM, MN
12	15		KFTF1215	PT, HG, MB, GM, MN
12	18		KFTF1218	PT, HG, MB, GM, MN
FLAT TOP CORNER				
12	12		FTC12	PT, HG, MB, GM, MN
15	15		FTC15	PT, HG, MB, GM, MN
18	18		FTC18	PT, HG, MB, GM, MN
UNIVERSAL END PANELS				
	12	60	KMP1260	PT, HG
	15	60	KMP1560	PT, HG
	18	60	KMP1860	PT, HG
	12	72	KMP1272	PT, HG, MB, GM, MN
	15	72	KMP1572	PT, HG, MB, GM, MN
	18	72	KMP1872	PT, HG, MB, GM, MN
	21	72	KMP2172	PT, HG
	24	72	KMP2472	PT



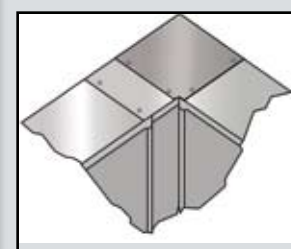
RECESSED TRIM



FRONT FILLER AND SLIP JOINT




FLAT TOP FILLER



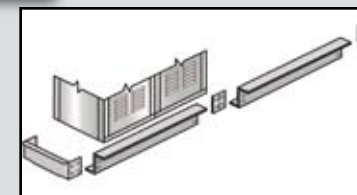
FLAT TOP CORNER



COAT RODS



UNIVERSAL END PANEL



Z-BASE FRONTS, ENDS, SPLICE

5 DAY SHIPPING ON ALL IN-STOCK ACCESSORIES

61

For More Information: 866-333-0728

BENCHES, PEDESTALS AND LOCKS

Hallowell®

BENCHES, PEDESTALS AND LOCKS



4805 Steel Pedestal
Fabricated from 10 gauge sheet steel with flanges welded to upright tube. Color: Parchment



4825 Stainless Steel Moveable Pedestal
Fabricated from 16 gauge stainless steel. Includes holes for permanent anchoring to floor. Color: Unpainted



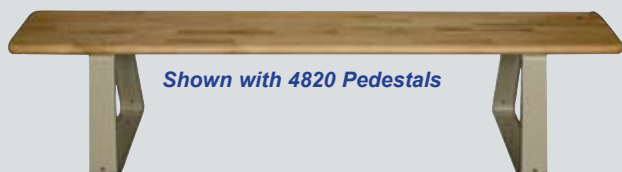
8032 Adjustable Steel Pedestal
With cast aluminum base and concealed anchoring to floor. Color: Parchment



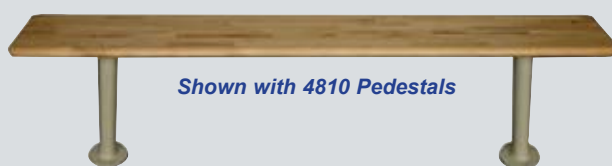
4810 Heavy-Duty Cast Iron Pedestal
With 6" diameter top and bottom. Provided with three anchoring holes at top and bottom. Color: Parchment



4820 Aluminum Moveable Pedestal
Includes holes for optional permanent anchoring to floor. Color: Parchment



Shown with 4820 Pedestals



Shown with 4810 Pedestals

Benchtop Length	3' - 8'	9' - 14'	15'
Pedestals Required	2	3	4

Note: Benchtop lengths over 15' will be supplied in sections

Locker Benches are 9-1/2" wide x 1-1/4" thick and made from laminated hardwood. They are finished with one coat deep penetrating hot sealer and two coats of heavy body high impact hot hydraulically applied lacquer. Bench tops are standard in one foot increments from 3' thru 15'. Non-standard lengths are available on special order (pedestal requirement will be for next standard size up).

Non-Stock Quick Ship Items - Call for Availability and Lead times.



SAFE-O-MAT® Built-In Coin, Token and Card Locks

Available in coin return and coin collect as well as token collect and card access styles



Digilock® KT and KP Series

Digital locks allow access using a programmable four-digit code



Digilock® T-Series

Digitally controlled locks allow access by touching a key fob to the lock which automatically unlocks the door.



Hallowell Digital Locks

Digital locks allow access using a programmable four-digit code

NOTE: An ADA compliant lock must be used on any locker that is required to meet ADA guidelines

Padlocks, Built-in Locks and Specialty Locks

Hallowell recommends ZEPHYR® locks for use on all of our Lockers.



Zephyr® Built-In Combination Locks

Available in spring-bolt and dead-bolt styles, are key controlled and include multiple combination settings




Zephyr® Combination Padlocks

Available standard and master-keyed, padlocks can be used on all locker types



Zephyr® Built-In Key Locks

Available in spring-bolt and dead-bolt styles and available standard or master-keyed



Zephyr® 1730

ADA compliant for use on gravity lift-type latches

5 DAY SHIPPING ON ALL IN-STOCK PRODUCTS

63

For More Information: 866-333-0728