



For More Information: 866-333-0728

SELF DUMPING HOPPERS

WELDED WATERTIGHT. VERSATILE HOPPERS ARE EXCELLENT FOR HANDLING HEAVY, BULKY SCRAP, IN-PROCESS MATERIALS, CASTINGS, WOOD AND METAL CHIPS, RECYCLABLES AND SLUDGE

These rugged, welded steel hoppers solve your bulk handling problems and increase productivity—low cost means quick payback! Hoppers are designed for forklift handling, dump safely from any height and are precisely balanced to tip forward for complete discharge of contents and return to an upright position. For wet or dry use. A positive locking latch prevents accidental dumping; 2" formed top lips increase rigidity and eliminate sharp edges. A safety chain secures the hopper to the handling vehicle. Empty units through 2 cubic yard size can be stacked up to 3 high for space savings (not to be stacked when loaded). Hoppers are shipped fully assembled; choice of colors: orange or gray enamel (hoppers will be painted orange unless suffix "-G" is added to the model number).

Choose the Extra Heavy Duty hoppers for the most demanding applications. Heavy Duty hoppers and Medium Duty hoppers are available for loads that don't require the capacity of the Extra Heavy Duty models. Empty units through 2 cubic yards can be interstacked up to 3 high with heavier or lighter models of like size.

Dimensions represent the overall width, length and height.

• EXTRA HEAVY DUTY HOPPERS • 7 GA. STEEL / 7 GA. BASE

MODEL NO.	SIZE (CU. YDS.)	CAPACITY	DIMENSIONS			FORK OPENINGS		WEIGHT
			W	L	H	H	W	
SDHX025	1/4	6,000 lbs	29"	49 1/2"	26"	2 1/2"	18 1/2"	369 lbs
SDHX033	1/3			53"	30 1/2"			408 lbs
SDHX050	1/2		41"	59 1/2"	34 1/2"		30 1/2"	473 lbs
SDHX075	3/4			63 1/2"	38 1/2"			531 lbs
SDHX100	1		59"	69 1/2"	44"		48 1/2"	586 lbs
SDHX150	1 1/2			72"				721 lbs
SDHX200	2		64"	84"	59 1/2"		39"	815 lbs
SDHX250	2 1/2*							943 lbs
SDHX300	3*	5,000 lbs	64"	74"	59 1/2"		1,118 lbs	
SDHX400	4*	4,000 lbs	84"				1,273 lbs	
SDHX500	5*		100"				1,393 lbs	

• LOW PROFILE EXTRA HEAVY DUTY HOPPERS • 7 GA. STEEL / 7 GA. BASE

MODEL NO.	SIZE (CU. YDS.)	CAPACITY	DIMENSIONS			FORK OPENINGS		WEIGHT
			W	L	H	H	W	
SDHLP300	3*	5,000 lbs	85"	69 1/2"	46"	2 1/2"	39"	1,025 lbs
SDHLP350	3 1/2*		98 1/2"	69 1/2"	46"			1,113 lbs

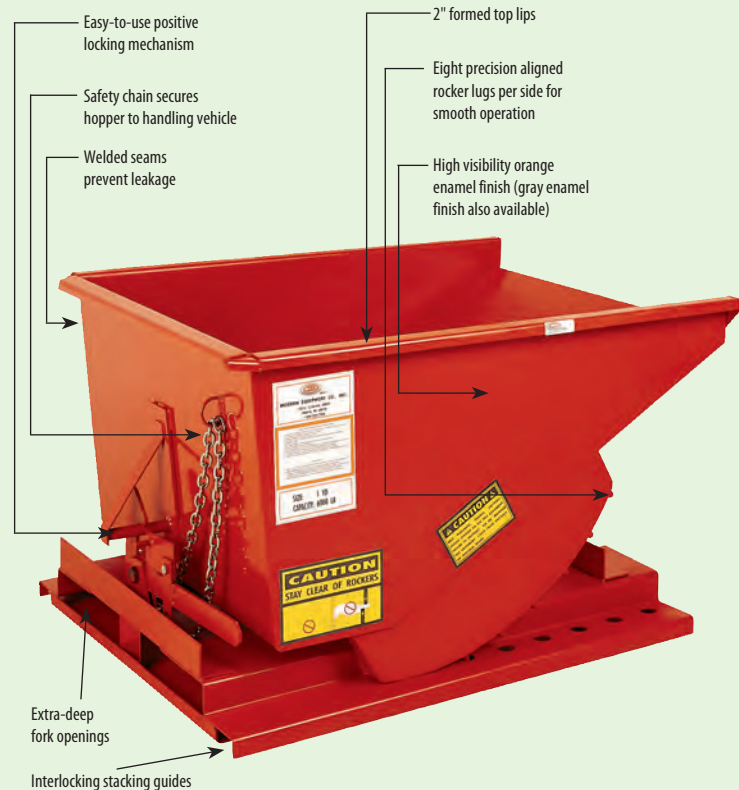
• HEAVY DUTY HOPPERS • 10 GA. STEEL / 7 GA. BASE

MODEL NO.	SIZE (CU. YDS.)	CAPACITY	DIMENSIONS			FORK OPENINGS		WEIGHT
			W	L	H	H	W	
SDHH025	1/4	4,000 lbs	29"	49 1/2"	26"	2 1/2"	18 1/2"	332 lbs
SDHH033	1/3			53"	30 1/2"			359 lbs
SDHH050	1/2		41"	59 1/2"	34 1/2"		30 1/2"	428 lbs
SDHH075	3/4			63 1/2"	38 1/2"			465 lbs
SDHH100	1		59"	69 1/2"	44"		48 1/2"	504 lbs
SDHH150	1 1/2			72"	59 1/2"			617 lbs
SDHH200	2		72"	79"	59 1/2"		39"	688 lbs
SDHH250	2 1/2*			84"	100"			795 lbs
SDHH300	3*		84"	100"	59 1/2"		942 lbs	

• MEDIUM DUTY HOPPERS • 12 GA. STEEL / 7 GA. BASE

MODEL NO.	SIZE (CU. YDS.)	CAPACITY	DIMENSIONS			FORK OPENINGS		WEIGHT
			W	L	H	H	W	
SDHM025	1/4	2,000 lbs	29"	49 1/2"	26"	2 1/2"	18 1/2"	298 lbs
SDHM033	1/3			53"	30 1/2"			320 lbs
SDHM050	1/2		41"	59 1/2"	34 1/2"		30 1/2"	384 lbs
SDHM075	3/4			63 1/2"	38 1/2"			410 lbs
SDHM100	1		59"	69 1/2"	44"		48 1/2"	446 lbs
SDHM150	1 1/2			72"	59 1/2"			541 lbs
SDHM200	2	3,000 lbs	84"	100"		39"	48 1/2"	596 lbs
SDHM250	2 1/2*							679 lbs

* 2 1/2 YARD AND LARGER - NOT STACKABLE



**WATERTIGHT INTERIOR
NO EXTRA CHARGE**

EASY FORKLIFT HANDLING



FOR GRAY ENAMEL FINISH, ADD SUFFIX "-G" TO MODEL NO.

SELF DUMPING HOPPER ACCESSORIES



MADE IN USA

HINGED LIDS for self dumping hoppers must be factory installed (prices include installation). One lid size fits Extra Heavy, Heavy, or Medium Duty hoppers. Painted orange or gray (lids will be painted orange unless suffix “-G” is added to the model number). Hoppers with lids are not stackable. The addition of a lid may alter the operation of the hopper. Please specify type A, B or C as set forth below. Indicate the type as a suffix to the model number. Example: HL100A or HL100A-G.

Add **CASTERS** to your hopper for mobility and free your valuable fork truck. Casters are available for hopper sizes through 2 1/2 cubic yards—6" or 8" diameter—in a two swivel/two rigid combination. All wheels have roller bearings; swivel casters have hardened double-ball raceway and 3/4" kingpin. Hoppers are shipped with casters bolted to the base; casters may be field installed.

OTHER POPULAR ACCESSORIES such as **3-way entry** and **trip chains** are available, please call your **MECO OMAHA** representative for prices and specifications. Hoppers with accessories (other than casters) are non-returnable.

• HINGED LIDS (NOT FOR USE WITH SERIES 90 HOPPERS)

MODEL NO.	HOPPER SIZE (CUBIC YARDS)	WEIGHT		
		TYPE A	TYPE B	TYPE C
HL025	1/4	52 lbs	58 lbs	53 lbs
HL033	1/3	55 lbs	61 lbs	56 lbs
HL050	1/2	78 lbs	86 lbs	79 lbs
HL075	3/4	90 lbs	98 lbs	91 lbs
HL100	1	96 lbs	103 lbs	97 lbs
HL150	1 1/2	138 lbs	146 lbs	139 lbs
HL200	2	156 lbs	165 lbs	157 lbs
HL250	2 1/2	192 lbs	204 lbs	193 lbs
HL300	3	217 lbs	228 lbs	218 lbs
HL400	4	283 lbs	296 lbs	284 lbs

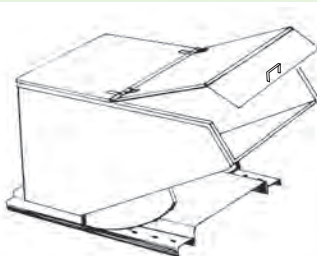
• CASTERS (SET OF 4)

MODEL NO.	WHEELS		CAPACITY (SET OF 4)	WEIGHT
	SIZE	COMPOSITION		
CK620VR	6" x 2"	Mold-On Rubber	1,600 lbs	42 lbs
CK625VR	6" x 2 1/2"		2,000 lbs	65 lbs
CK820VR	8" x 2"		2,000 lbs	49 lbs
CK825VR	8" x 2 1/2"		2,700 lbs	74 lbs
CK620SS	6" x 2"	Steel	4,000 lbs	46 lbs
CK625SS	6" x 2 1/2"		6,000 lbs	60 lbs
CK820SS	8" x 2"		4,000 lbs	51 lbs
CK825SS	8" x 2 1/2"		6,000 lbs	81 lbs
CK620PH	6" x 2"	Phenolic	4,800 lbs	37 lbs
CK625PH	6" x 2 1/2"		6,000 lbs	51 lbs
CK820PH	8" x 2"		5,600 lbs	40 lbs
CK825PH	8" x 2 1/2"		6,000 lbs	61 lbs
CK620PU	6" x 2"	Polyurethane	4,000 lbs	45 lbs
CK625PU	6" x 2 1/2"		4,400 lbs	66 lbs
CK820PU	8" x 2"		4,000 lbs	51 lbs
CK825PU	8" x 2 1/2"		5,300 lbs	71 lbs

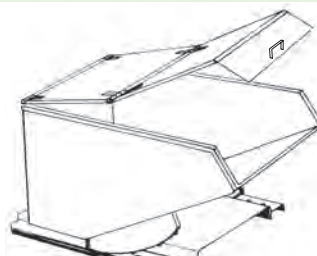
HINGED LIDS
and CASTERS



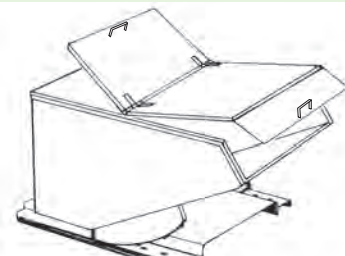
When ordering a hinged lid for a self dumping hopper, please specify type A, B or C as set forth below. Indicate the type as a suffix to the model number. Example HL100A.



TYPE A
Welded On Back with Single Center Hinge



TYPE B
Double Hinged - Back and Center



TYPE C
Single Hinged Center



SERIES 90 SELF DUMPING HOPPERS

FULL 90° DUMP ANGLE FOR 100% DISCHARGE OF WET, VISCOUS MATERIALS.

The Series 90 Self Dumping Hopper is designed for forklift handling. Easy dump release: while seated on forklift, operator simply pulls the dump cable to release the spring-loaded latch for a full 90° tilt. Hopper returns to an upright position when lowered to the ground. A positive locking mechanism prevents accidental dumping while a safety chain secures the hopper to the forklift.

Available in orange or gray enamel. Hoppers will be painted orange unless suffix "-G" is added to the model number.

Dimensions represent the overall width, length and height.

• EXTRA HEAVY DUTY HOPPERS • 7 GA. STEEL • 1/4" STEEL BASE

MODEL NO.	SIZE (CU. YDS.)	CAPACITY	DIMENSIONS			FORK OPENINGS		WEIGHT
			W	L	H	H	W	
SDHX025-90	1/4	6,000 lbs	32"	55"	22"	2"	7"	337 lbs
SDHX050-90	1/2				29"			375 lbs
SDHX100-90	1		51"		29"			488 lbs
SDHX150-90	1 1/2				41"			569 lbs

• HEAVY DUTY HOPPERS • 10 GA. STEEL • 1/4" STEEL BASE

MODEL NO.	SIZE (CU. YDS.)	CAPACITY	DIMENSIONS			FORK OPENINGS		WEIGHT
			W	L	H	H	W	
SDHH050-90	1/2	4,000 lbs	32"	55"	29"	2"	7"	322 lbs
SDHH100-90	1		51"		29"			412 lbs
SDHH150-90	1 1/2				41"			473 lbs

• MEDIUM DUTY HOPPERS • 12 GA. STEEL • 1/4" STEEL BASE


MODEL NO.	SIZE (CU. YDS.)	CAPACITY	DIMENSIONS			FORK OPENINGS		WEIGHT
			W	L	H	H	W	
SDHM050-90	1/2	2,000 lbs	32"	55"	29"	2"	7"	286 lbs
SDHM100-90	1		51"		29"			359 lbs
SDHM150-90	1 1/2				41"			408 lbs

SERIES 90 HOPPERS ARE NOT STACKABLE.



**WATERTIGHT INTERIOR
NO EXTRA CHARGE**

**OPTIONAL CASTER KITS
ON PAGE 49**



LO-PROFILE HOPPER TRUCKS

DESIGNED TO FIT UNDER PUNCH PRESSES, CONVEYORS and SIMILAR MACHINERY

- 5" X 2" phenolic casters in a 2 swivel\2 rigid combination provide 1,000 lbs. of capacity
- Sturdy push handle of 1" diameter tubing for operating ease
- Height from floor to lower lip is a comfortable 15½"
- Fabricated from 12 ga. steel for years of use in an industrial environment



• INDUSTRIAL GRAY ENAMEL FINISH

MODEL NO.	SIZE CU. FT.	CAPACITY	OVERALL DIMENSIONS			WEIGHT
			LENGTH	WIDTH	HEIGHT	
JK69	6.9	1,000 lbs	36"	24"	35¼"	101 lbs
JK96	9.6		42"	28"	35¼"	118 lbs

STEEL TILT - HOPPER TRUCKS

WELDED WATERTIGHT AT NO ADDITIONAL CHARGE

- 5" X 2" phenolic casters in a 2 swivel\2 rigid combination provide up to 2,000 lbs. of capacity
- Heavy duty top and bottom handles plus reinforced dumping rocker permit controllable two-stage dumping
- Manufactured from industrial grade 14 ga. steel



• INDUSTRIAL GRAY ENAMEL FINISH

MODEL NO.	SIZE CU. FT.	CAPACITY	OVERALL DIMENSIONS			WEIGHT
			LENGTH	WIDTH	HEIGHT	
KL58	16.9	1,000 lbs	48"	24"	42½"	147 lbs
KL1	27.0	1,500 lbs	59"	30"	41¼"	177 lbs
KL15	40.5	2,000 lbs	60"	36"	47¼"	282 lbs