








DIMENSIONS IN INCHES

PRODUCT SHEET



PALLET MODELS & SIZES

Product	Length	Width	Height	Weight	Static Load	Dynamic Load	53' Truck
 TDP 3248 NOM	48"	32"	5.5"	23 lbs	20,000 lbs	5,000 lbs	1956
 TDP 4048 NOL	48"	40"	5.5"	16 lbs	10,500 lbs	1,500 lbs	1650
 TDP 4048 NOM	48"	40"	5.5"	23 lbs	20,000 lbs	5,000 lbs	1650
 TDP 4048 NOH	48"	40"	5.5"	28 lbs	22,000 lbs	6,000 lbs	1607
 TDP 4048 NSM	48"	40"	5.5"	32 lbs	20,000 lbs	5,000 lbs	1406
 TDP 4248 NOH	48"	42"	5.5"	29 lbs	21,000 lbs	5,000 lbs	1552
 TDP 4548 NOLH	48"	45"	5.5"	29 lbs	21,000 lbs	6,000 lbs	1540

DIMENSIONS IN INCHES

PRODUCT SHEET



PALLET RUNNERS & BASES




Product	Length	Width	Height	Weight	Description
TDP 32 R	48"	3.75"	1"	3 lbs	Runners for TDP 3248 to make pallet rackable




TDP 40/ 42/45 R	48"	5.25"	0.75"	3 lbs	Runners for TDP 4048/4248/4548 to make pallet rackable
--------------------	-----	-------	-------	-------	--



TDP PB	48"	40"	1.875"	15 lbs	Perimeter Base for TDP 4048/4248/4548 to make pallet stackable
--------	-----	-----	--------	--------	--



TDP 32 R Bottom View



TDP PB Bottom View



Triple Diamond Plastics, LLC

For More Information: 866-333-0728
Custom Equipment Company
sales@custommhs.com

All dimensions are approximate. Dimensions and performance characteristics are often affected by substantial temperature variations and various handling methods.