



## MACHINE, EQUIPMENT AND RACK GUARDS

PROVIDE PROTECTION FOR EXPENSIVE MACHINERY, RACK SYSTEMS AND PERSONNEL

- Select lo-profile, hi-profile or corner pipe guards
- Manufactured from hefty 4½" diameter X 11 ga. wall tubing
- ¼" X 8" X 8" base plate with four 7⁄8" X 1¼" slotted holes for secure mounting
- Anchoring hardware is NOT provided
- Yellow powder coat finish for high visibility
- Corner pipe guards with a 90° bend provide excellent protection to the corners of buildings

• LO-PROFILE PIPE GUARDS

MODEL NO.	HEIGHT	LENGTH	WEIGHT
LPPG936	9"	36"	35 lbs
LPPG948		48"	42 lbs
LPPG1636	16"	36"	38 lbs
LPPG1648		48"	49 lbs


• HI-PROFILE PIPE GUARDS

MODEL NO.	HEIGHT	LENGTH	WEIGHT
HPPG2436	24"	36"	51 lbs
HPPG2448		48"	56 lbs
HPPG3636	36"	36"	62 lbs
HPPG3648		48"	68 lbs
HPPG4236	*42"	36"	70 lbs
HPPG4248		48"	76 lbs

\* 42" high models employ a 1½" diameter midrail for additional strength and protection.

• CORNER PIPE GUARDS

MODEL NO.	HEIGHT	LEG 1	LEG 2	WEIGHT
CPG2424	24"	24"	24"	45 lbs
CPG2430		30"	30"	48 lbs
CPG3624	36"	24"	24"	56 lbs
CPG3630		30"	30"	59 lbs
CPG4224	42"	24"	24"	62 lbs
CPG4230		30"	30"	65 lbs



CPG4224

## STEEL SAFETY BOLLARDS

ELIMINATE IMPACT DAMAGE FROM MOTORIZED VEHICLES

- Available in popular heights of 24", 36" or 42"
- Select 4½" or 5½" diameter tubing for the most demanding jobs - both with 11 ga. wall
- Removable plastic cap allows bollard to be filled with concrete for maximum strength
- ¼" X 8" X 8" base plate with four 7⁄8" X 1¼" slotted holes for secure mounting
- Anchoring hardware is NOT provided
- Yellow enamel finish for high visibility

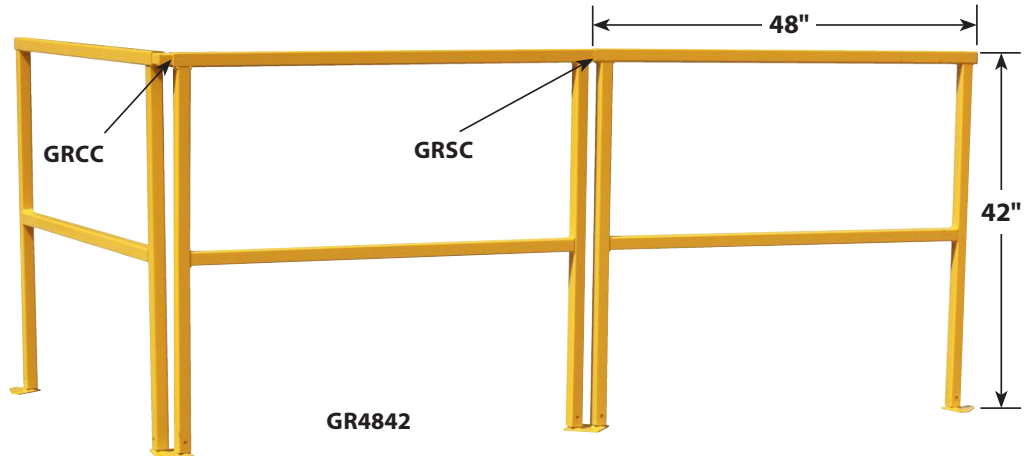
• SAFETY BOLLARDS

MODEL NO.	HEIGHT	DIAMETER	WEIGHT
BOL4-5-24	24"	4½"	17 lbs
BOL5-5-24		5½"	20 lbs
BOL4-5-36	36"	4½"	25 lbs
BOL5-5-36		5½"	27 lbs
BOL4-5-42	42"	4½"	26 lbs
BOL5-5-42		5½"	30 lbs



BOL4-5-24


## GUARDS AND BOLLARDS



### SAFETY GUARDRAILS

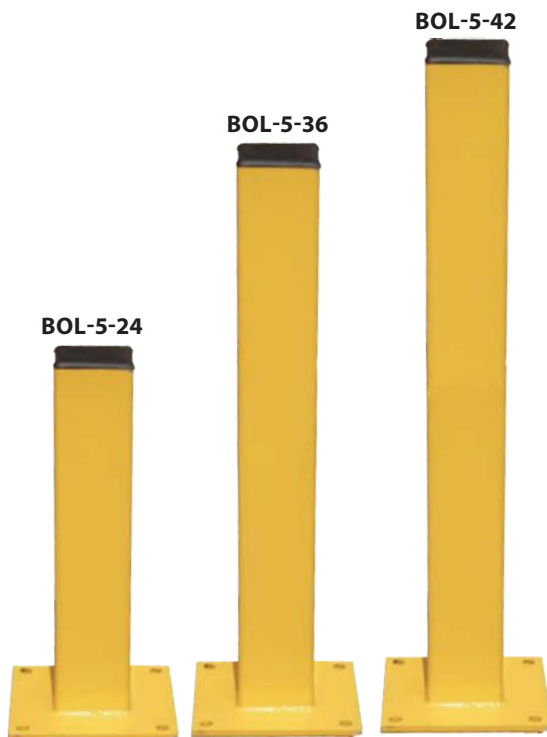
MODULAR PANEL SYSTEM PERMITS STRAIGHT LINE OR 90° CORNERS

- Constructed of heavy wall 1½" square steel tubing
- Safety yellow enamel finish provides high visibility
- 48" long panels are 42" high with a midrail for additional strength and support
- Erect a continuous straight line or 90° guardrail system using intermediate bases between panels and end bases at the start and finish of the system
- Panel to base connecting hardware is included
- Optional straight panel and corner panel tubular connectors provide optimum strength to the system
- Easy installation - no welding required - plastic end caps on top rail - anchoring hardware NOT provided



• ALL DOUBLE WELDED COMPONENTS

MODEL NO.	DESCRIPTION	WEIGHT
GR4842	48" Railing Panel - 42" High	30 lbs
GRIB	Intermediate Base Module	3 lbs
GREB	End Base Module	2 lbs
GRSC	Straight Panel Connector	1 lbs
GRCC	Corner Panel Connector	2 lbs



### SQUARE TUBE SAFETY BOLLARDS

PROTECT PARKING AREAS, BUILDINGS AND IN-PLANT EQUIPMENT

- Fabricated from heavy wall 5" X 5" X 3/16" square steel tubing
- ¼" X 11" X 11" base plate with four mounting holes
- Anchoring hardware NOT provided
- Safety yellow enamel finish for high visibility, topped with a black plastic cap

• SAFETY BOLLARDS

MODEL NO.	W x L	NOMINAL HEIGHT	WEIGHT
BOL-5-24	5" X 5"	24"	32 lbs.
BOL-5-36		36"	44 lbs.
BOL-5-42		42"	50 lbs.



## GUARDS AND BOLLARDS

### PROTECTIVE BARRIERS

DESIGNED FOR THE MOST SEVERE GUARDING NEEDS

- Select single, double or triple rail systems - straight and corner barriers
- Corner barriers are 42" long per side
- Manufactured from impact-resistant 4" X 4" X 7 ga. square tubing
- All joints double welded
- ¼" X 8" X 8" footpad with (4) 7/8" X 1¼" mounting slots - anchoring hardware NOT provided
- Plastic end caps provided on all rails
- Safety yellow enamel finish provides high visibility

• SINGLE RAIL SYSTEM

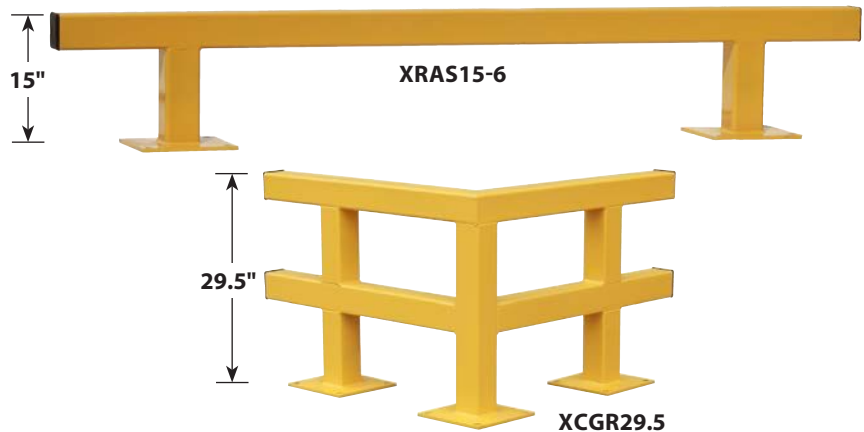
MODEL NO.	RAIL LENGTH	NOMINAL HEIGHT	WEIGHT
XRAS15-4	4'	15"	64 lbs
XRAS15-6	6'		83 lbs
XRAS15-8	8'		101 lbs
XCGRS15	42"		105 lbs

• DOUBLE RAIL SYSTEM

MODEL NO.	RAIL LENGTH	NOMINAL HEIGHT	WEIGHT
XRAD29.5-4	4'	29½"	118 lbs
XRAD29.5-6	6'		143 lbs
XRAD29.5-8	8'		193 lbs
XCGRD29.5	42"		197 lbs

• TRIPLE RAIL SYSTEM

MODEL NO.	RAIL LENGTH	NOMINAL HEIGHT	WEIGHT
XRAT44-4	4'	44"	172 lbs
XRAT44-6	6'		229 lbs
XRAT44-8	8'		291 lbs
XCGRT44	42"		280 lbs




### MACHINERY AND RACK GUARDS

PROTECT EXPENSIVE MACHINERY FROM FORK TRUCKS AND POWERED EQUIPMENT

- Select rail heights of 10", 24" or 42" and lengths of 36" or 48"
- Fabricated from thick wall 5" X 5" X 3/16" steel tubing
- ¼" X 11" X 11" base plates with (4) 7/8" diameter holes - anchoring hardware NOT provided
- High visibility safety yellow enamel finish
- Double welded construction

• SHIP SET UP - READY FOR USE

MODEL NO.	RAIL LENGTH	NOMINAL HEIGHT	WEIGHT
MRG-1036	36"	10"	66 lbs
MRG-1048	48"		71 lbs
MRG-2436	36"	24"	93 lbs
MRG-2448	48"		95 lbs
MRG-4236	36"	42"	128 lbs
MRG-4248	48"		140 lbs



Distributed by:  
 Custom Equipment Company  
 866-333-0728  
[tom@custommhs.com](mailto:tom@custommhs.com)